

Version: **2024.01**

Last update: 2024/11/29 10:52

Cockpit

1.1 - Starting Cockpit

Cockpit is the new Red Hat 9 server management interface. It is installed by default.

Activate and start the **cockpit** socket:

```
[root@redhat9 ~]# systemctl start --now cockpit.socket

[root@redhat9 ~]# systemctl status cockpit.socket
● cockpit.socket - Cockpit Web Service Socket
Loaded: loaded (/usr/lib/systemd/system/cockpit.socket; disabled; preset: disabl>
Active: active (listening) since Sat 2024-10-26 15:26:22 CEST; 16s ago
Until: Sat 2024-10-26 15:26:22 CEST; 16s ago
Triggers: ● cockpit.service
Docs: man:cockpit-ws(8)
Listen: [::]:9090 (Stream)
Process: 74750 ExecStartPost=/usr/share/cockpit/motd/update-motd localhost (code>
Process: 74757 ExecStartPost=/bin/ln -snf active.motd /run/cockpit/motd (code=exi>)
Tasks: 0 (limit: 48799)
Memory: 92.0K
CPU: 19ms
CGroup: /system.slice/cockpit.socket

Oct 26 15:26:22 redhat9.ittraining.loc systemd[1]: Starting Cockpit Web Service Socke>
Oct 26 15:26:22 redhat9.ittraining.loc systemd[1]: Listening on Cockpit Web Service S>
[root@redhat9 ~]#
```

If necessary, add a rule to the firewall so that **cockpit** can be used:

```
[root@redhat9 ~]# firewall-cmd --add-service=cockpit --permanent
Warning: ALREADY_ENABLED: cockpit
success
```

Turn on SELinux's permissive mode:

```
[root@redhat9 ~]# setenforce permissive
```

Add trainee to the group **wheel** :

```
[root@redhat9 ~]# usermod -aG wheel trainee

[root@redhat9 ~]# groups trainee
trainee : trainee wheel

[root@redhat9 ~]# exit
logout

[trainee@redhat9 ~]$ groups
trainee

[trainee@redhat9 ~]$ newgrp trainee

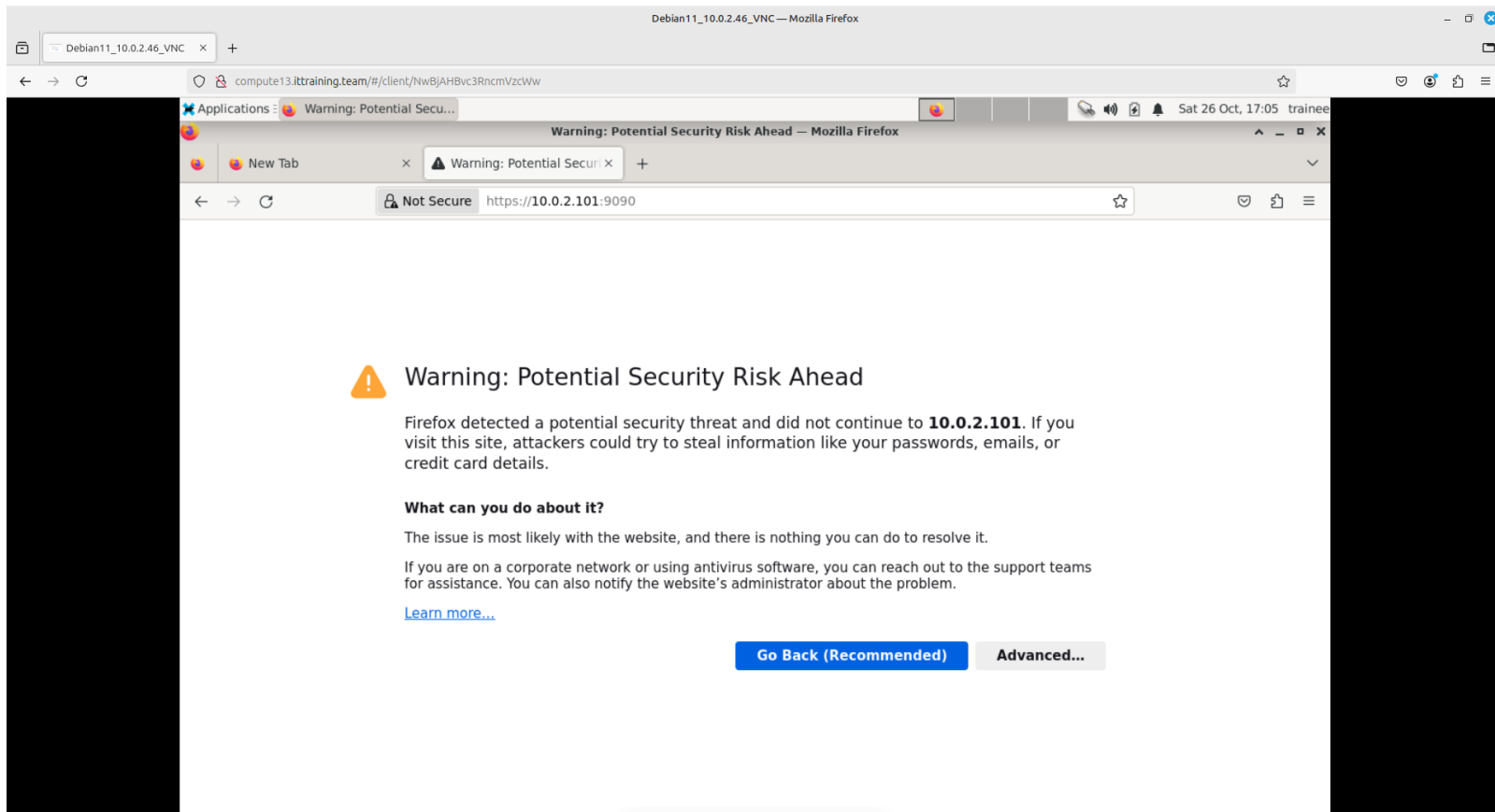
[trainee@redhat9 ~]$ exit
```

Reconnect to your Red Hat 9 VM and check that you are now in the **wheel** group :

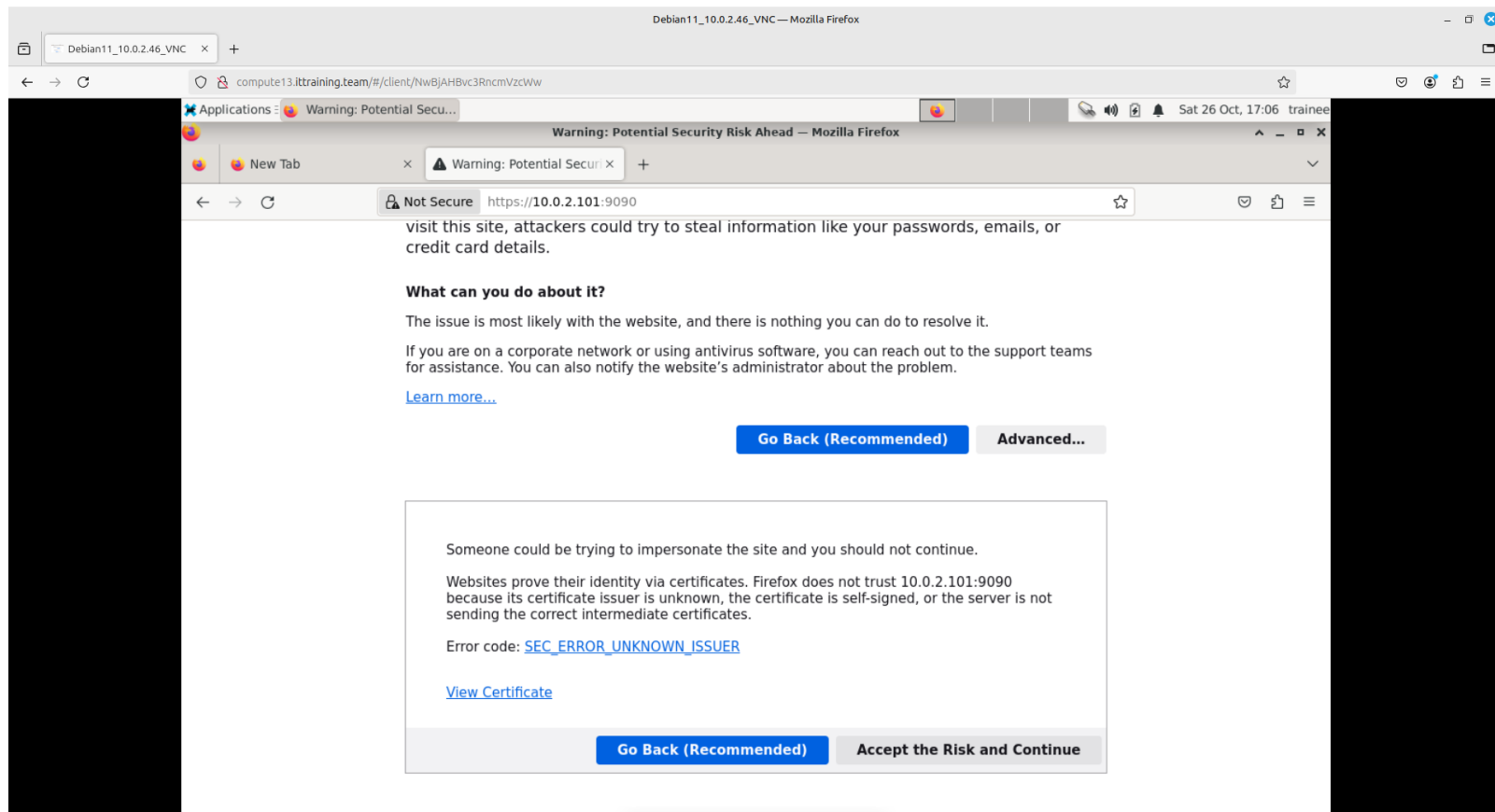
```
[trainee@redhat9 ~]$ groups
trainee wheel
```

1.2 - Connecting to Cockpit

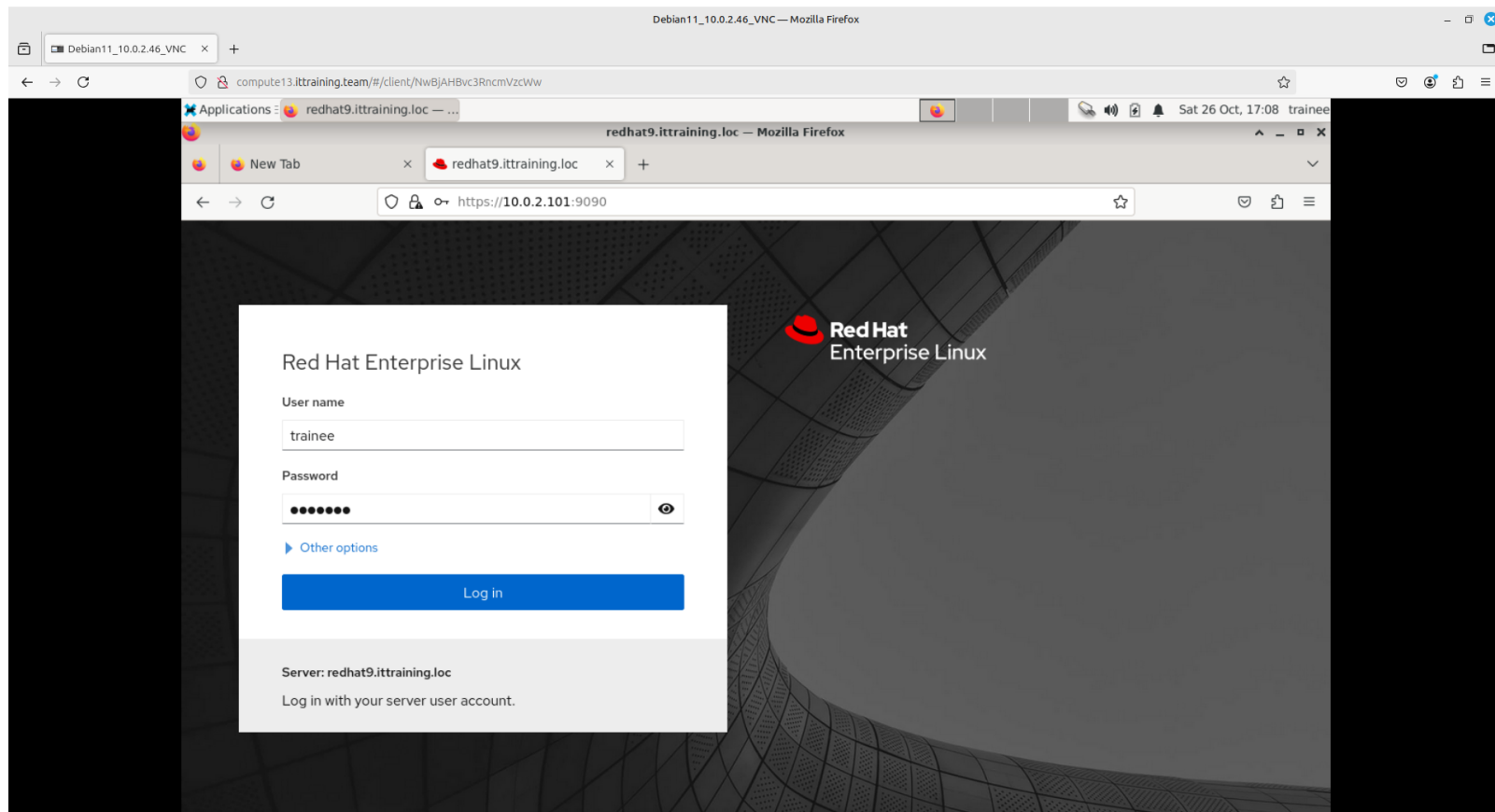
Open the **Debian11_10.0.2.46_VNC** connection in the Guacamole interface. Connect as **trainee** and open the web browser. Enter the address **<https://10.0.2.101:9090>**. Click on the **Advanced** button:



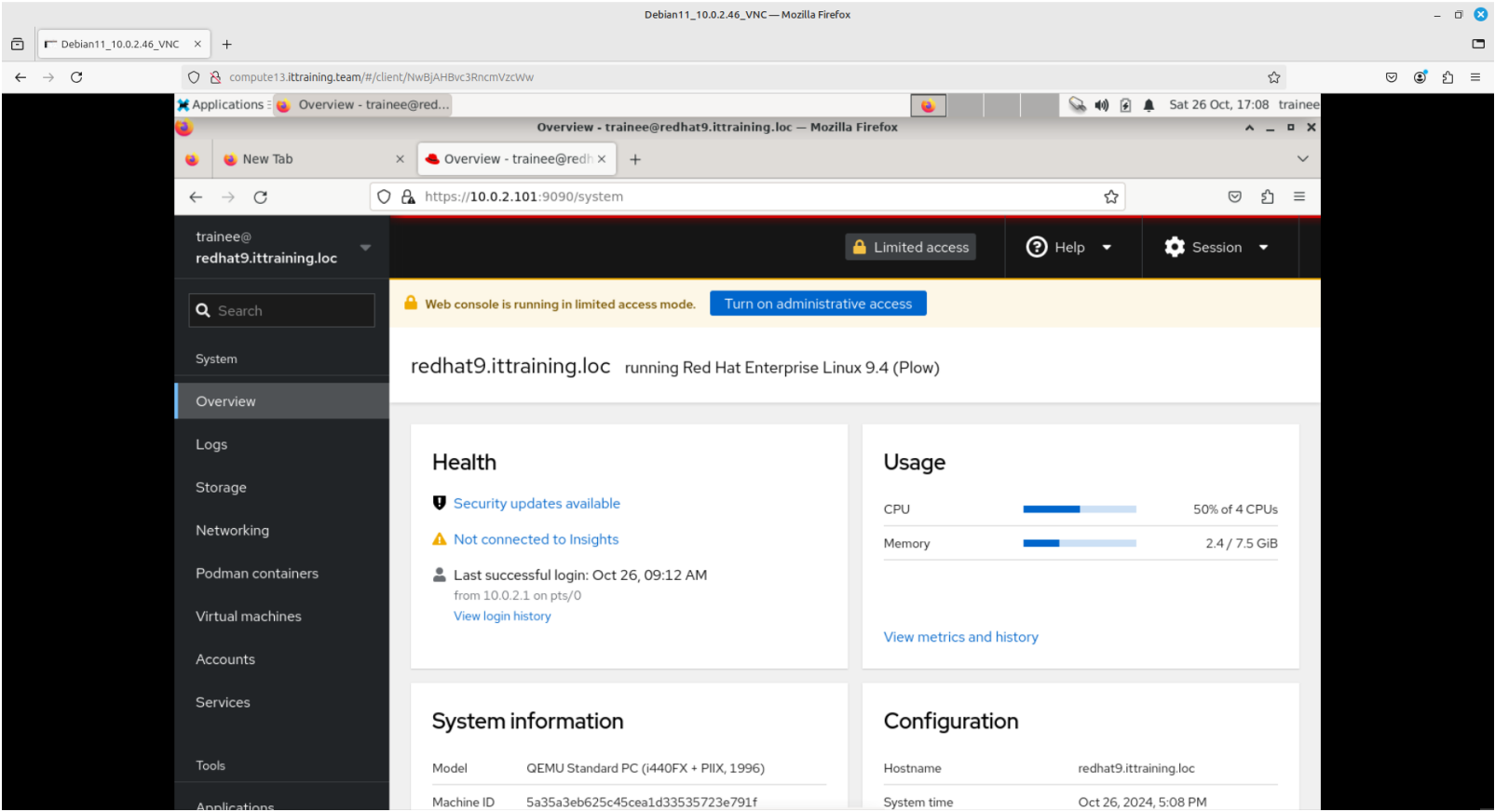
Click on the **Accept the Risk and Continue** button:



Enter the **trainee** / **trainee** login details and click on the **Log in** button:



Click on the **Turn on administrative access** button:



Enter the password **trainee** and confirm:

